

February 28, 2023

0940 C 6-30

Al-Anon Info Service Of O C  
12391 Lewis Street Suite 102

Garden Grove, CA

Al-Anon Info Service Of O C  
12391 Lewis Street Suite 102

Garden Grove, CA  
February 28, 2023

0940 OPERATING STATEMENT 6-30

ACCT	DESCRIPTION	CURRENT PERIOD	EIGHT MONTHS YEAR TO DATE	PERCENTAGE CURR.	YTD
SALES					
302	Uncategorized Income	\$ 734.49	\$ 8,501.57	10.3	10.6
303	Alateen	155.60	847.90	2.2	1.1
304	Books	2,345.39	17,239.10	32.7	21.5
305	Contributions - Other	375.12	13,769.16	5.2	17.2
306	Directories & Newcomer Packe	267.40	2,927.50	3.7	3.7
307	District 57 Contributions	700.64	6,132.40	9.8	7.6
308	District 60 Contributions	732.25	4,357.13	10.2	5.4
309	District 63 Contributions	351.14	3,758.86	4.9	4.7
310	District 66 Contributions	340.13	13,134.89	4.7	16.4
311	Miscellaneous Lit	252.64	1,726.40	3.5	2.2
312	Office Transactions		60.00		.1
313	Orange Blossom		7.00		
314	Pamphlets	526.25	3,345.35	7.3	4.2
315	Shipping	31.00	302.00	.4	.4
316	Spanish	196.10	2,391.78	2.7	3.0
317	Wookbooks	160.96	1,774.46	2.3	2.2
	TOTAL SALES	<u>7,169.11</u>	<u>80,275.50</u>	<u>100.0</u>	<u>100.0</u>
COST OF SALES					
402	Purchases	1,333.68	22,922.61	18.6	28.6
410	Supplies		228.40		.3
415	Direct Labor	2,160.00	18,760.00	30.1	23.4
442	Payroll Taxes	225.72	1,853.15	3.2	2.3
	TOTAL COST OF SALES	<u>3,719.40</u>	<u>43,764.16</u>	<u>51.9</u>	<u>54.5</u>
	GROSS PROFIT	\$ 3,449.71	\$ 36,511.34	48.1	45.5
OPERATING EXPENSES					
512	Freight & Postage	12.79	518.32	.2	.7
520	Rent	2,171.76	15,616.94	30.3	19.5
522	Equipment Lease		1,018.57		1.3
524	Computer Expense	79.98	499.91	1.1	.6
525	Backgound Check		114.00		.1
529	Telephone	217.95	1,743.60	3.0	2.2
530	Repairs & Maintenance		96.13		.1
535	Insurance - General		3,018.67		3.8
548	Licenses & Permits		14.00		
550	Interest		(.18)		
552	Vehicle Expense	146.72	1,020.55	2.1	1.3
555	Trade Show Expense		75.00		.1
564	Legal & Accounting		1,800.00		2.2
566	Office Expense	173.99	1,029.57	2.4	1.3
567	Bank Charges	22.00	208.50	.3	.3
580	Dues & Subscriptions		79.98		.1
	TOTAL OPERATING EXPENSES	<u>2,825.19</u>	<u>26,853.56</u>	<u>39.4</u>	<u>33.5</u>
	OPERATING PROFIT or (LOSS)	\$ 624.52	\$ 9,657.78	8.7	12.0

Al-Anon Info Service Of O C

CHANGES IN FINANCIAL POSITION

February 28, 2023

0940 BALANCE SHEET ANALYSIS 6-30

ACCT DESCRIPTION CURRENT PERIOD EIGHT MONTHS YEAR TO DATE

CHANGES IN ASSETS

CHANGE IN CURRENT ASSETS			
102	Cash in Bank Farmers and Merchants \$	892.89	\$ 8,434.03
103	Farmers & Merchants Savings	.16	1.35
104	Farmers & Merchants CD#9179		141.74
105	Farmers & Merchants CD#9454		41.91
106	Accounts Receivable	(33.18)	114.89
110	Petty Cash	42.00	222.00
	NET CHANGE IN CURRENT ASSETS	<u>901.87</u>	<u>8,955.92</u>
	NET CHANGES IN ASSETS	<u>\$ 901.87</u>	<u>\$ 8,955.92</u>

CHANGES IN LIABILITIES & EQUITY

CHANGE IN CURRENT LIABILITIES			
233	Accrued Payroll Tax - State	\$ 25.92	\$ (76.45)
236	Sales Tax Payable	251.27	(510.83)
	NET CHANGE IN CURRENT LIAB.	<u>277.19</u>	<u>(587.28)</u>
	NET CHANGES IN LIABILITIES	277.19	(587.28)
CHANGE IN EQUITY			
283	Fund Balance		(146.00)
	Net Profit or (Loss)	624.68	9,689.20
	NET CHANGE IN EQUITY	<u>624.68</u>	<u>9,543.20</u>
	NET CHANGES IN LIAB. & EQUITY	<u>\$ 901.87</u>	<u>\$ 8,955.92</u>

A1-Anon Info Service Of D C

CURRENT MONTH COMPARATIVE

For the Month of February 2023

0940

ACTUAL - CURRENT TO PRIOR

6-30

ACCT	DESCRIPTION	CURRENT PERIOD		VARIANCE	
		CURR YEAR	PRIOR YEAR	DOLLARS	PERCENT
SALES					
302	Uncategorized Income	\$ 735	\$	\$ 735	
303	Alateen	155		155	
304	Books	2,346		2,346	
305	Contributions - Other	375		375	
306	Directories & Newcomer Packe	267		267	
307	District 57 Contributions	701		701	
308	District 60 Contributions	732		732	
309	District 63 Contributions	351		351	
310	District 66 Contributions	340		340	
311	Miscellaneous Lit	253		253	
314	Pamphlets	526		526	
315	Shipping	31		31	
316	Spanish	196		196	
317	Wookbooks	161		161	
	TOTAL SALES	<u>7,169</u>		<u>7,169</u>	
COST OF SALES					
402	Purchases	1,333		(1,333)	
415	Direct Labor	2,160		(2,160)	
442	Payroll Taxes	226		(226)	
	TOTAL COST OF SALES	<u>3,719</u>		<u>(3,719)</u>	
	GROSS PROFIT	\$ 3,450	\$	\$ 3,450	
OPERATING EXPENSES					
512	Freight & Postage	13		(13)	
520	Rent	2,172		(2,172)	
524	Computer Expense	80		(80)	
529	Telephone	218		(218)	
552	Vehicle Expense	146		(146)	
566	Office Expense	174		(174)	
567	Bank Charges	22		(22)	
	TOTAL OPERATING EXPENSES	<u>2,825</u>		<u>(2,825)</u>	
	OPERATING PROFIT or (LOSS)	\$ 625	\$	\$ 625	
	NET PROFIT or (LOSS)	<u>\$ 625</u>	<u>\$</u>	<u>\$ 625</u>	

Al-Anon Info Service Of O C  
 12391 Lewis Street Suite 102  
 Garden Grove, CA  
 February 28, 2023

0940

Detail General Ledger

6-30

Page 1

Date	Index	Description	Current Month	Year To Date
01 31	00099	Voided Checks		
01 31	101	Unexplained Cash Activity		
02 28	101	J070019 Rec On Account	7,453.56 Dr	
02 28	101	000096 Deposits	7,529.70 Cr	
02 28	101	000101 Refund	<u>76.14 Dr</u>	
		Current Total		
		Ending Balance		
01 31	102	Cash in Bank Farmers and Merchants		
		Beginning Balance		27,949.76 Dr
02 28	102	J070001 Checks Disbursed	2,233.75 Cr	
02 28	102	J310002 Deposits	7,529.70 Dr	
02 28	102	J310004 A F G Inc	1,333.68 Cr	
02 28	102	J310006 Bank Charge	22.00 Cr	
02 28	102	J310008 Zoom	59.99 Cr	
02 28	102	J310010 Vistaprint	173.99 Cr	
02 28	102	J310012 Refund	76.14 Cr	
02 28	102	J310014 Spectrum	217.95 Cr	
02 28	102	J310016 STAMPS.COM	12.79 Cr	
02 03	102	J990100 Recap Net Pay	1,127.65 Cr	
02 17	102	J990107 Recap Net Pay	<u>1,378.87 Cr</u>	
		Current Total	892.89 Dr	
		Ending Balance		28,842.65 Dr
01 31	103	Farmers & Merchants Savings		
		Beginning Balance		4,045.16 Dr
02 28	103	J320002 Interest Income	<u>.16 Dr</u>	
		Current Total	.16 Dr	
		Ending Balance		4,045.32 Dr
01 31	104	Farmers & Merchants CD#9179		
		Beginning Balance		77,292.44 Dr
		Ending Balance		77,292.44 Dr
01 31	105	Farmers & Merchants CD#9454		
		Beginning Balance		18,643.19 Dr
		Ending Balance		18,643.19 Dr
01 31	106	Accounts Receivable		
		Beginning Balance		148.07 Dr
02 28	106	J070002 Sales	7,420.38 Dr	
02 28	106	J070020 Rec On Account	<u>7,453.56 Cr</u>	
		Current Total	33.18 Cr	
		Ending Balance		114.89 Dr
01 31	109	Employee Advances		
01 31	110	Petty Cash		
		Beginning Balance		180.00 Dr

Al-Anon Info Service Of O C  
 12391 Lewis Street Suite 102  
 Garden Grove, CA  
 February 28, 2023

0940

Detail General Ledger

6-30

Page 3

Date	Index	Description	Current Month	Year To Date
01 31	240	Credit Card Payable		
01 31	281	Capital Stock		
01 31	283	Fund Balance		
		Beginning Balance		145,203.63 Cr
		Ending Balance		145,203.63 Cr
01 31	302	Uncategorized Income		
		Beginning Balance		7,767.08 Cr
02 28	302	J070003 Sales	<u>734.49 Cr</u>	
		Current Total	734.49 Cr	
		Ending Balance		8,501.57 Cr
01 31	303	Alateen		
		Beginning Balance		692.30 Cr
02 28	303	J070004 Sales	<u>155.60 Cr</u>	
		Current Total	155.60 Cr	
		Ending Balance		847.90 Cr
01 31	304	Books		
		Beginning Balance		14,893.71 Cr
02 28	304	J070005 Sales	<u>2,345.39 Cr</u>	
		Current Total	2,345.39 Cr	
		Ending Balance		17,239.10 Cr
01 31	305	Contributions - Other		
		Beginning Balance		13,394.04 Cr
02 28	305	J070006 Sales	<u>375.12 Cr</u>	
		Current Total	375.12 Cr	
		Ending Balance		13,769.16 Cr
01 31	306	Directories & Newcomer Packets		
		Beginning Balance		2,660.10 Cr
02 28	306	J070007 Sales	<u>267.40 Cr</u>	
		Current Total	267.40 Cr	
		Ending Balance		2,927.50 Cr
01 31	307	District 57 Contributions		
		Beginning Balance		5,431.76 Cr
02 28	307	J070008 Sales	<u>700.64 Cr</u>	
		Current Total	700.64 Cr	
		Ending Balance		6,132.40 Cr
01 31	308	District 60 Contributions		
		Beginning Balance		3,624.88 Cr
02 28	308	J070009 Sales	<u>732.25 Cr</u>	
		Current Total	732.25 Cr	
		Ending Balance		4,357.13 Cr

Al-Anon Info Service Of O C  
 12391 Lewis Street Suite 102  
 Garden Grove, CA  
 February 28, 2023

0940

Detail General Ledger

6-30

Page 5

Date	Index	Description	Current Month	Year To Date
01 31	402	Purchases		
		Beginning Balance		21,588.93 Dr
02 28	402	000097 A F G Inc	<u>1,333.68 Dr</u>	
		Current Total	1,333.68 Dr	
		Ending Balance		22,922.61 Dr
01 31	409	Outside Services		
01 31	410	Supplies		
		Beginning Balance		228.40 Dr
		Ending Balance		228.40 Dr
01 31	415	Direct Labor		
		Beginning Balance		16,600.00 Dr
02 03	415	J990097 Recap Dir Labor	Reg Pay 1,080.00 Dr	
02 17	415	J990105 Recap Dir Labor	Reg Pay <u>1,080.00 Dr</u>	
		Current Total	2,160.00 Dr	
		Ending Balance		18,760.00 Dr
01 31	442	Payroll Taxes		
		Beginning Balance		1,627.43 Dr
02 03	442	J990098 Recap Dir Labor	Fins OH 112.86 Dr	
02 17	442	J990106 Recap Dir Labor	Fins OH <u>112.86 Dr</u>	
		Current Total	225.72 Dr	
		Ending Balance		1,853.15 Dr
01 31	509	Outside Services		
01 31	510	Operating Supplies		
01 31	512	Freight & Postage		
		Beginning Balance		505.53 Dr
02 28	512	000103 STAMPS.COM	<u>12.79 Dr</u>	
		Current Total	12.79 Dr	
		Ending Balance		518.32 Dr
01 31	516	Officer Salary		
01 31	517	Office Salaries		
01 31	520	Rent		
		Beginning Balance		13,445.18 Dr
02 26	520	J990110 Recap Rent	Reg Pay <u>2,171.76 Dr</u>	
		Current Total	2,171.76 Dr	
		Ending Balance		15,616.94 Dr
01 31	521	Equipment Rental		
01 31	522	Equipment Lease		
		Beginning Balance		1,018.57 Dr

Al-Anon Info Service Of O C  
 12391 Lewis Street Suite 102  
 Garden Grove, CA  
 February 28, 2023

0940

Detail General Ledger

6-30

Page 7

Date	Index	Description	Current Month	Year To Date
01 31	552	Vehicle Expense		
		Beginning Balance		873.83 Dr
02 03	552	J990099 Recap Fuel Remb Deduct	<u>146.72 Dr</u>	
		Current Total	146.72 Dr	
		Ending Balance		1,020.55 Dr
01 31	555	Trade Show Expense		
		Beginning Balance		75.00 Dr
		Ending Balance		75.00 Dr
01 31	564	Legal & Accounting		
		Beginning Balance		1,800.00 Dr
		Ending Balance		1,800.00 Dr
01 31	566	Office Expense		
		Beginning Balance		855.58 Dr
02 28	566	000100 Vistaprint	<u>173.99 Dr</u>	
		Current Total	173.99 Dr	
		Ending Balance		1,029.57 Dr
01 31	567	Bank Charges		
		Beginning Balance		186.50 Dr
02 28	567	000098 Bank Charge	<u>22.00 Dr</u>	
		Current Total	22.00 Dr	
		Ending Balance		208.50 Dr
01 31	568	Merchant Fees		
01 31	574	Amortization		
01 31	575	Depreciation		
01 31	580	Dues & Subscriptions		
		Beginning Balance		79.98 Dr
		Ending Balance		79.98 Dr
01 31	582	Laundry/Uniforms		
01 31	901	Interest Income		
		Beginning Balance		31.26 Cr
02 28	901	000010 Interest Income	<u>.16 Cr</u>	
		Current Total	.16 Cr	
		Ending Balance		31.42 Cr
01 31	925	Penalties		
01 31	951	Federal Income Tax Paid		
01 31	952	State Income Tax Paid		



Al-Anon Info Service Of O C  
 12391 Lewis Street Suite 102  
 Garden Grove, CA  
 February 28, 2023

0940

Journal Entry & Check Register

Page 1

	Date	Line Or Check	Description Or Payee	Account Code	Net Amount	Empl. No.	Gross Amount
BE1	2-28	96	Deposits	101	7,529.70-		
BE1	2-28	31002	Deposits	102	7,529.70		
BE1	2-28	97	A F G Inc	402	1,333.68		
BE1	2-28	31004	A F G Inc	102	1,333.68-		
BE1	2-28	98	Bank Charge	567	22.00		
BE1	2-28	31006	Bank Charge	102	22.00-		
BE1	2-28	99	Zoom	524	59.99		
BE1	2-28	31008	Zoom	102	59.99-		
BE1	2-28	100	Vistaprint	566	173.99		
BE1	2-28	31010	Vistaprint	102	173.99-		
BE1	2-28	101	Refund	101	76.14		
BE1	2-28	31012	Refund	102	76.14-		
BE1	2-28	102	Spectrum	529	217.95		
BE1	2-28	31014	Spectrum	102	217.95-		
BE1	2-28	103	STAMPS.COM	512	12.79		
BE1	2-28	31016	STAMPS.COM	102	12.79-		
**** Total ****							.00
16 Entries							
BE2	2-28	10	Interest Income	901	.16-		
BE2	2-28	32002	Interest Income	103	.16		
**** Total ****							.00
2 Entries							
GJ	2-28	7001	Checks Disbursed	102	2,233.75-		
GJ	2-28	7002	Sales	106	7,420.38		
GJ	2-28	7003	Sales	302	734.49-		
GJ	2-28	7004	Sales	303	155.60-		
GJ	2-28	7005	Sales	304	2,345.39-		
GJ	2-28	7006	Sales	305	375.12-		
GJ	2-28	7007	Sales	306	267.40-		
GJ	2-28	7008	Sales	307	700.64-		
GJ	2-28	7009	Sales	308	732.25-		
GJ	2-28	7010	Sales	309	351.14-		
GJ	2-28	7011	Sales	310	340.13-		
GJ	2-28	7012	Sales	311	252.64-		
GJ	2-28	7013	Sales	314	526.25-		
GJ	2-28	7014	Sales	315	31.00-		
GJ	2-28	7015	Sales	316	196.10-		
GJ	2-28	7016	Sales	317	160.96-		
GJ	2-28	7017	Sales	236	251.27-		
GJ	2-28	7019	Rec On Account	101	7,453.56		
GJ	2-28	7020	Rec On Account	106	7,453.56-		
**** Total ****							2,233.75-
19 Entries							
PRS	2-03	99097	Recap Dir Labor Reg Pay	415	1,080.00		

Al-Anon Info Service Of O C

YEAR TO DATE COMPARATIVE

For the Eight Months Ended February 28, 2023

0940

CURRENT TO PRIOR

6-30

ACCT	DESCRIPTION	YEAR TO DATE		VARIANCE	
		CURR YEAR	PRIOR YEAR	DOLLARS	PERCENT
SALES					
302	Uncategorized Income	\$ 8,502	\$	\$ 8,502	
303	Alateen	847		847	
304	Books	17,240		17,240	
305	Contributions - Other	13,770		13,770	
306	Directories & Newcomer Packe	2,926		2,926	
307	District 57 Contributions	6,133		6,133	
308	District 60 Contributions	4,357		4,357	
309	District 63 Contributions	3,758		3,758	
310	District 66 Contributions	13,135		13,135	
311	Miscellaneous Lit	1,727		1,727	
312	Office Transactions	60		60	
313	Orange Blossom	7		7	
314	Pamphlets	3,344		3,344	
315	Shipping	302		302	
316	Spanish	2,392		2,392	
317	Wookbooks	1,776		1,776	
	TOTAL SALES	<u>80,276</u>		<u>80,276</u>	
COST OF SALES					
402	Purchases	22,923		(22,923)	
410	Supplies	228		(228)	
415	Direct Labor	18,760	1,440	(17,320)	1202.8)
442	Payroll Taxes	1,854	142	(1,712)	1205.6)
	TOTAL COST OF SALES	<u>43,765</u>	<u>1,582</u>	<u>(42,183)</u>	<u>2666.4)</u>
	GROSS PROFIT	\$ 36,511	\$ (1,582)	\$ 38,093	2407.9
OPERATING EXPENSES					
512	Freight & Postage	519		(519)	
520	Rent	15,617		(15,617)	
522	Equipment Lease	1,018		(1,018)	
524	Computer Expense	500		(500)	
525	Background Check	114		(114)	
529	Telephone	1,744		(1,744)	
530	Repairs & Maintenance	97		(97)	
535	Insurance - General	3,018		(3,018)	
548	Licenses & Permits	14		(14)	
552	Vehicle Expense	1,020		(1,020)	
555	Trade Show Expense	75		(75)	
564	Legal & Accounting	1,800		(1,800)	
566	Office Expense	1,029		(1,029)	
567	Bank Charges	209		(209)	
580	Dues & Subscriptions	80		(80)	
	TOTAL OPERATING EXPENSES	<u>26,854</u>		<u>(26,854)</u>	
	OPERATING PROFIT or (LOSS)	\$ 9,657	\$ (1,582)	\$ 11,239	710.4
OTHER INCOME & (EXPENSE)					

Al-Anon Info Service Of O C  
12391 Lewis Street Suite 102  
Garden Grove, CA  
February 28, 2023

0940

BANK RECONCILIATION

Page 1

Account 103 FARMERS & MERCHANTS BANK A/C# 4093216  
Bank statement balance, February 28, 2023 \$ 4,045.32  
Correct bank balance, February 28, 2023 \$ 4,045.32

\*\*\*\*\*

General ledger balance, January 31, 2023 \$ 4,045.16  
Add: Interest Income \$ .16 .16  
Total 4,045.32  
Correct general ledger balance, February 28, 2023 \$ 4,045.32

\*\*\*\*\*

Note: Please notify us if you have voided any outstanding checks.

Al-Anon Info Service Of O C  
12391 Lewis Street Suite 102  
Garden Grove, CA  
February 28, 2023

0940

BANK RECONCILIATION

Page 1

Account 102 Farmers & Merchants Bank

A/C# 04093216

Bank statement balance, February 28, 2023		\$ 29,240.59
Less: Outstanding checks - see listing		<u>397.94</u>
Correct bank balance, February 28, 2023		<u>\$ 28,842.65</u>

\*\*\*\*\*

General ledger balance, January 31, 2023		\$ 27,949.76
Add: Deposits for the month	\$ 7,529.70	<u>7,529.70</u>

Total 35,479.46

Less: Checks issued	\$ 2,631.69	
Al-Anon Information Service Office	1,127.65	
Al-Anon Information Service Office	980.93	
A F G Inc	1,333.68	
Zoom	59.99	
Vistaprint	173.99	
Refund	76.14	
Spectrum	217.95	
Stamps.Com	12.79	
Bank Charge	<u>22.00</u>	<u>6,636.81</u>

Correct general ledger balance, February 28, 2023 \$ 28,842.65

\*\*\*\*\*

Al-Anon Info Service Of O C  
12391 Lewis Street Suite 102  
Garden Grove, CA  
February 28, 2023

0940

BANK RECONCILIATION

Page 2

Account 102 Farmers & Merchants Bank

A/C# 04093216

Outstanding checks:

Date	Check Number	Payee	Account Code	Check Amount
2/17/23	21723	U S Treasury	\$	343.94
2/17/23	21724	Employment Devel Dept		<u>54.00</u>
Total			\$	<u><u>397.94</u></u>

Note: Please notify us if you have voided any outstanding checks.

Garden Grove, CA  
 February 28, 2023

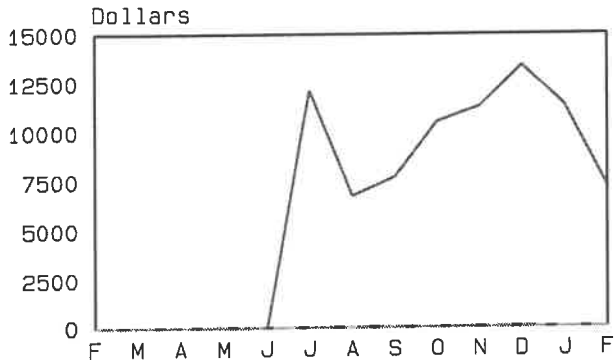
OPERATING STATEMENT

Performance Graph

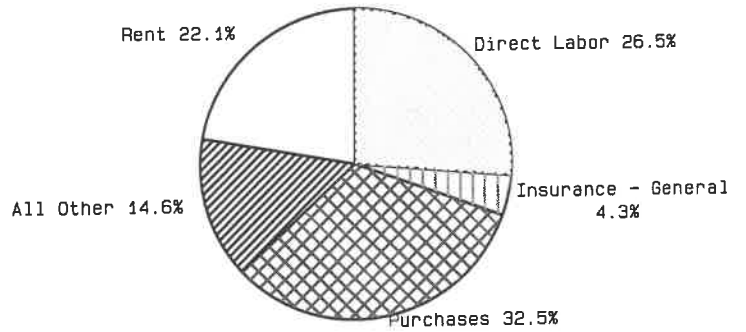
Two Year Revenue Comparison

Current      Prior

—————      - - - - -

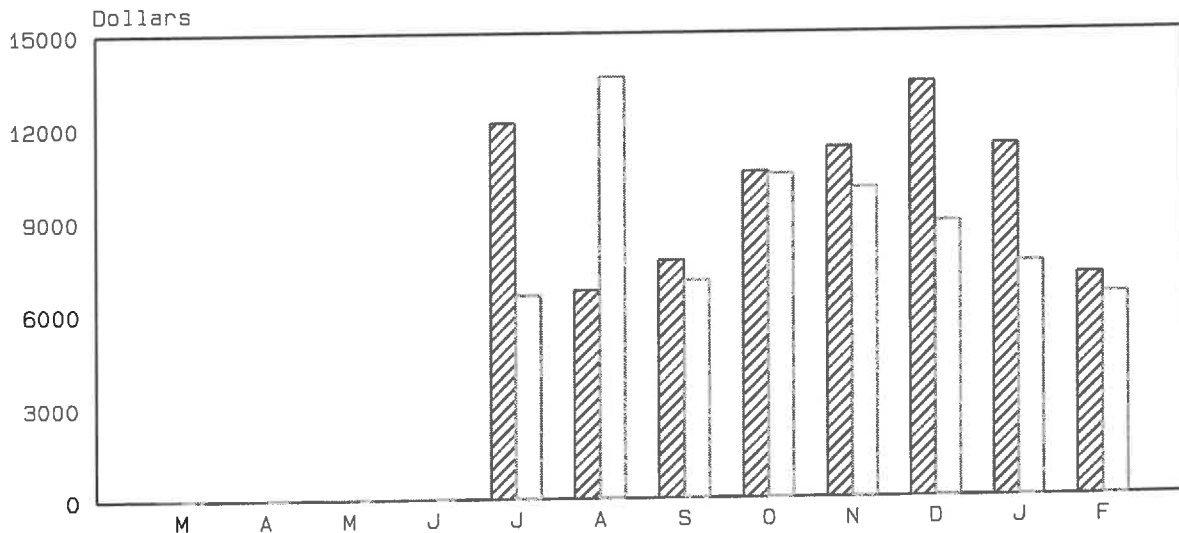


Year To Date Expenses As A % Of Total Expense



12 Month Revenue, Expense & Profit Margin Comparison

Revenue      Expense  
 - = Profit Margin



# PAYROLL REGISTER

-0940

03		NAME Al-Anon Information Service Office										FED ID	STATE ID	DATE	PAGE							
01		ADDRESS 12391 Lewis Street Suite 102										CITY	STATE	ZIP CODE	SUT ID	LOCAL ID						
MO.	DAY	ACCT. NO.	CHK. NO.	REG. HRS.	HRS. OVR.	OT AMT.	TIPS	MEALS	GROSS AMOUNT	COMBINED TAX	STATE TAX	LOCAL TAX	DEDUCTIONS/ MISC.	NET AMOUNT								
		NAME Samuel N Calandrino										ADDR.	9142 Mallard Avenue		SSN	550-02-5994	EMPL. NO.	175				
		CITY Fountain Valley										STATE	CA	ZIP	92708	FICA EX	SUT	EX 04	FUTA EX	ST WH	04EX	1099 W-2
02	03	415	1029	240					48000	3672	432			4716	48612							
02	17	415	1031	240					48000	3672	432			43896								
				TOTAL MO.	480				96000	7344	864			4716	92508							
				TOTAL QTR.	890				178000	13617	1602			6404	169185							
				TOTAL YEAR	890				178000	13617	1602			6404	169185							
		NAME Michael J Forshee										ADDR.	9221 Coachman Avenue		SSN	569-35-6711	EMPL. NO.	280				
		CITY Whittier										STATE	CA	ZIP	90605	FICA EX	SUT	EX 04	FUTA EX	ST WH	04EX	1099 W-2
02	03	415	1030	300					60000	5263	540			9956	64153							
02	17	415	1032	300					60000	5263	540			54197								
				TOTAL MO.	600				120000	10526	1080			9956	118350							
				TOTAL QTR.	1200				240000	21052	2160			18956	235744							
				TOTAL YEAR	1200				240000	21052	2160			18956	235744							
		NAME										ADDR.			SSN		EMPL. NO.					
		CITY										STATE		ZIP		FICA EX	SUT	EX	FUTA EX	ST WH	EX	1099
				TOTAL MO.																		
				TOTAL QTR.																		
				TOTAL YEAR																		
		NAME										ADDR.			SSN		EMPL. NO.					
		CITY										STATE		ZIP		FICA EX	SUT	EX	FUTA EX	ST WH	EX	1099
				TOTAL MO.																		
				TOTAL QTR.																		
				TOTAL YEAR																		
		REG. HRS.	HRS. OVR	OT AMT	TIPS	MEALS	GROSS AMT	COMB. TAX	STATE TAX	LOCAL TAX			DED./MISC.	NET AMOUNT								
MO.		1080					216000	17870	1944				14672	210858								
QTR.		2090					418000	34669	3762				25360	404929								
YR.		2090					418000	34669	3762				25360	404929								

# PAYROLL REGISTER

-0940

MO.	DAY	ACCT NO.	CHK NO.	REG HRS	HRS OVR	OT AMT	TIPS	MEALS	GROSS AMOUNT	COMB. TAX	STATE TAX	LOCAL TAX	DEDUCTIONS/ MSC.	NET AMOUNT
03 NAME Al-Anon Information Service Office														
FED ID 51-0201866 STATE ID 263-0574-8 DATE 2/26/23 PAGE 2														
01 ADDRESS 12391 Lewis Street Suite 102 CITY Garden Grove STATE CA ZIP CODE 92840														
LOCAL ID														
02 22 520 22223														
NAME Ap -Cityview LLC ADDR. 12477 Lewis Street Suite 203 SSN 30-1292946 EMPL NO. 9000														
CITY Garden Grove STATE CA ZIP 92840 FICA EX WSUT WEX 04 FUTA EXW ST WH 04EX 1099 1099														
217176														
TOTAL MO. 217176														
TOTAL QTR. 398776														
TOTAL YEAR 398776														
94 NAME U S Treasury														
ADDR. Fed 941 SSN 000-00-0000 EMPL NO. 9998														
CITY STATE ZIP FICA EX WSUT WEX 04 FUTA EXW ST WH 04EX 1099 1099														
02 17 232 21723														
34394														
TOTAL MO. 34394														
TOTAL QTR. 66646														
TOTAL YEAR 66646														
EM NAME Employment Devel Dept														
ADDR. DE-88 SSN 000-00-0000 EMPL NO. 9999														
CITY Sacramento STATE CA ZIP 94230-6 FICA EX WSUT WEX 04 FUTA EXW ST WH 04EX 1099 1099														
02 17 233 21724														
5400														
TOTAL MO. 5400														
TOTAL QTR. 10450														
TOTAL YEAR 10450														
NAME ADDR. SSN EMPL NO.														
CITY STATE ZIP FICA EX SUT EX FUTA EX ST WH EX 1099														
TOTAL MO.														
TOTAL QTR.														
TOTAL YEAR														
NAME ADDR. SSN EMPL NO.														
CITY STATE ZIP FICA EX SUT EX FUTA EX ST WH EX 1099														
TOTAL MO.														
TOTAL QTR.														
TOTAL YEAR														
NAME ADDR. SSN EMPL NO.														
CITY STATE ZIP FICA EX SUT EX FUTA EX ST WH EX 1099														
TOTAL MO.														
TOTAL QTR.														
TOTAL YEAR														
NAME ADDR. SSN EMPL NO.														
CITY STATE ZIP FICA EX SUT EX FUTA EX ST WH EX 1099														
TOTAL MO.														
TOTAL QTR.														
TOTAL YEAR														

MO.	DAY	REG HRS	HRS OVR	OT AMT	TIPS	MEALS	GROSS AMT	COMB. TAX	STATE TAX	LOCAL TAX	DED./MISC.	NET AMOUNT
256970												
475872												
475872												



# PAYROLL REGISTER

-0940

03	NAME <b>Al-Anon Information Service Office</b>	FED ID <b>51-0201866</b>	STATE ID <b>263-0574-8</b>	DATE <b>2/26/23</b>	PAGE <b>3</b>
01	ADDRESS <b>12391 Lewis Street Suite 102</b>	CITY <b>Garden Grove</b>	STATE <b>CA</b>	ZIP CODE <b>92840</b>	LOCAL ID

FICA SS Taxable	\$2160.00 X .0620 =	\$133.92	Employee
	\$2160.00 X .0620 =	\$133.92	Overhead
		\$267.84	FICA SS Liability
FICA Med Taxable	\$2160.00 X .0145 =	\$31.32	Employee
	\$2160.00 X .0145 =	\$31.32	Overhead
		\$62.64	FICA Med Liability
FUI Taxable	\$2160.00 X .0060 =	\$12.96	Overhead
		\$12.96	FUI Liability
Taxable WCT Wages	\$2160.00 X .0090 =	\$19.44	Employee
		\$19.44	WCT Liability
Taxable SUC Wages	\$2160.00 X .0150 =	\$32.40	Overhead
		\$32.40	SUC Liability

Date	Tax	Month To Date
Wages Paid	Liability	
1st -3rd	17197	17197
4th -7th		17197
8th -11th		17197
12th-15th		17197
16th-19th	17197	34394
20th-22nd		34394
23rd-25th		34394
26th-Last	Total	34394

State No. State Name	Tax
----------------------	-----